
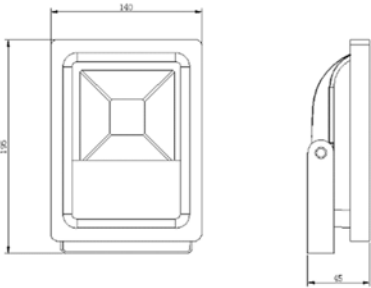
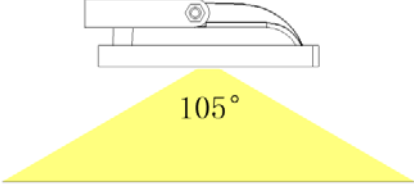
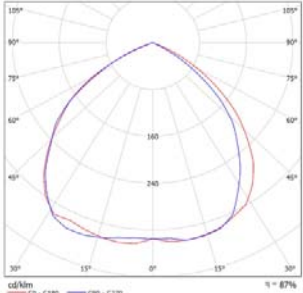
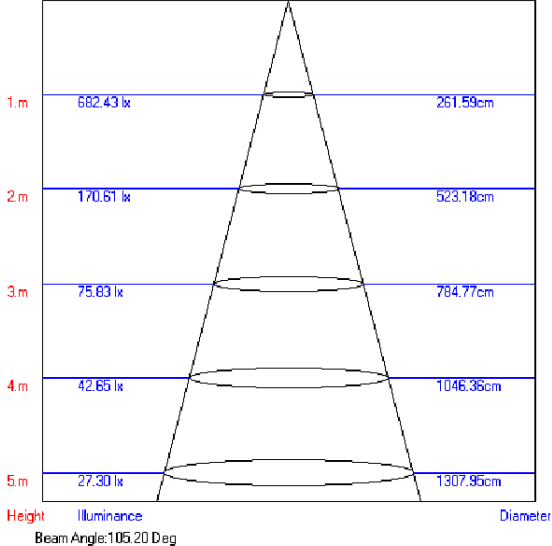
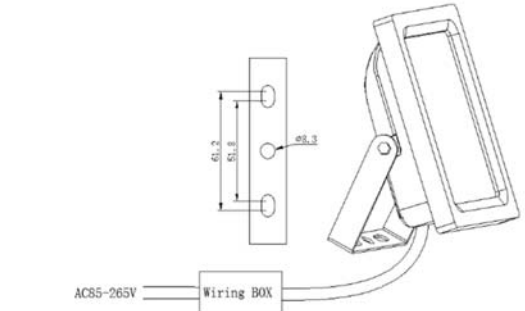


information for catalogue and product box

NO	Needed information	Sample
1	Product High quality Pictures	
2	Front view & Side view Line Drawing Image	
4	Beam Angle	
5	Light Distribution Curve	

6	Lux Distance Curve	 <p>1.m 682.43 lx 261.59cm 2.m 170.61 lx 523.18cm 3.m 75.83 lx 784.77cm 4.m 42.65 lx 1046.36cm 5.m 27.30 lx 1307.95cm</p> <p>Height Illuminance Diameter Beam Angle:105.20 Deg</p>
7	Installation Guide	 <p>AC85-265V Wiring BOX</p>
8	Product catalogue and parameters	<p>Input Voltage: 85-265V Power: 20W CRI: Ra>70 Beam Angle: 105° Luminous flux: 1750lm Color Temperature: 3000K/6500K Power Factor: >0.95 Protection Level: IP65 Life Time : 25000H</p>
9	Electrical & Photometrical test report	

Information for assembly and Repairing	
NO	Needed information
1	Product BOM
2	Driver Schematic
3	Assembly full Guide