
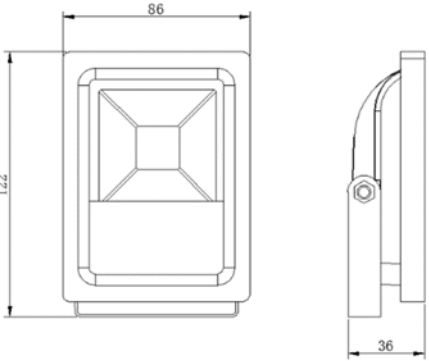
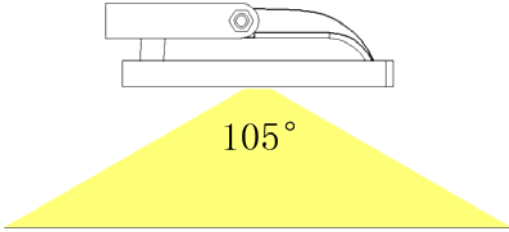
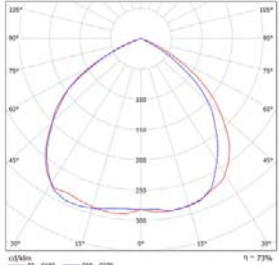

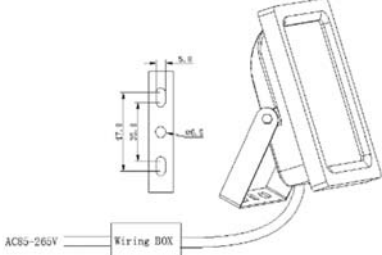


Information for catalogue and product box

NO	Needed information	Sample																		
1	Product High quality Pictures																			
2	Front view & Side view Line Drawing Image																			
4	Beam Angle																			
5	Light Distribution Curve																			
6	Lux Distance Curve	 <table border="1"> <thead> <tr> <th>Height</th> <th>Luminance</th> <th>Diameter</th> </tr> </thead> <tbody> <tr> <td>1m</td> <td>357.43 lx</td> <td>251.89cm</td> </tr> <tr> <td>2m</td> <td>89.35 lx</td> <td>503.78cm</td> </tr> <tr> <td>3m</td> <td>39.71 lx</td> <td>755.67cm</td> </tr> <tr> <td>4m</td> <td>22.34 lx</td> <td>1007.56cm</td> </tr> <tr> <td>5m</td> <td>14.20 lx</td> <td>1307.96cm</td> </tr> </tbody> </table> <p>Beam Angle: 105.20 Deg</p>	Height	Luminance	Diameter	1m	357.43 lx	251.89cm	2m	89.35 lx	503.78cm	3m	39.71 lx	755.67cm	4m	22.34 lx	1007.56cm	5m	14.20 lx	1307.96cm
Height	Luminance	Diameter																		
1m	357.43 lx	251.89cm																		
2m	89.35 lx	503.78cm																		
3m	39.71 lx	755.67cm																		
4m	22.34 lx	1007.56cm																		
5m	14.20 lx	1307.96cm																		

7	Installation Guide	
8	Product catalogue and parameters	<p>Input Voltage: 85-265V  Power: 10W  CRI: Ra&gt;70  Beam Angle: 105°  Luminous flux: 976lm  Color Temperature: 3000K/6500K  Power Factor: &gt;0.95  Protection Level: IP65  Life Time : 25000H</p>
9	Electrical & Photometrical test report	

Information for assembly and Repairing	
NO	Needed information
1	Product BOM
2	Driver Schematic
3	Assembly full Guide